


AUTHOR QUERY FORM




 ELSEVIER	<p>Journal: YBCON</p> <p>Article Number: 2534</p>	<p>Please e-mail or fax your responses and any corrections to:</p> <p>E-mail: corrections.esch@elsevier.sps.co.in</p> <p>Fax: +31 2048 52799</p>
--	---	--

Dear Author,

Please check your proof carefully and mark all corrections at the appropriate place in the proof (e.g., by using on-screen annotation in the PDF file) or compile them in a separate list.

For correction or revision of any artwork, please consult <http://www.elsevier.com/artworkinstructions>.

Any queries or remarks that have arisen during the processing of your manuscript are listed below and highlighted by flags in the proof. Click on the 'Q' link to go to the location in the proof.

Location in article	Query / Remark: click on the Q link to go Please insert your reply or correction at the corresponding line in the proof
<u>Q1</u>	Refs. 'Heimpel (2001)', 'Stephens et al. (1999)', 'T. Nafziger and H. Fadamiro, in press' are cited in text but not listed. Kindly check. 
<u>Q2</u>	This section comprises references that occur in the reference list but not in the body of the text. Please position each reference in the text or, alternatively, delete it. Any reference not dealt with will be retained in this section.  

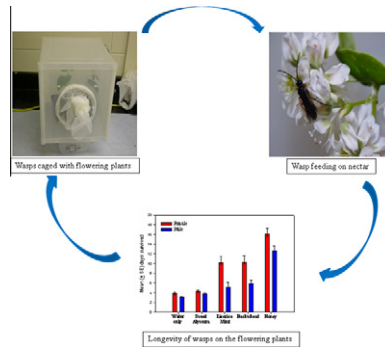
Thank you for your assistance.

Graphical abstract

Suitability of some farmscaping plants as nectar sources for the parasitoid wasp, *Microplitis croceipes* (Hymenoptera: Braconidae): **Effects** on longevity and body nutrients

pp xxx-xxx

Timothy D. Nafziger Jr., Henry Y. Fadamiro*



Research highlights

- We examine the effects of the nectar of three flowering plant species, sweet alyssum, buckwheat, and licorice mint, on the lifespan and body nutrient levels of the caterpillar parasitoid wasp, *Microplitis croceipes*.
- Buckwheat increases the lifespan of female and male wasps by at least two-fold relative to those provided water only.
- Buckwheat also increases the amount of body sugars and glycogen in the wasp.
- Females live longer than males on all diet treatments.
- Sweet alyssum and licorice mint are not good nectar sources for the wasp.



Contents lists available at ScienceDirect

Biological Control

journal homepage: www.elsevier.com/locate/ybcon



Suitability of some farmscaping plants as nectar sources for the parasitoid wasp, *Microplitis croceipes* (Hymenoptera: Braconidae): Effects on longevity and body nutrients

Timothy D. Nafziger Jr., Henry Y. Fadamiro*

Department of Entomology and Plant Pathology, Auburn University, Auburn, AL 36849, USA

ARTICLE INFO

Article history:
Received 5 May 2010
Accepted 7 November 2010
Available online xxxxx

Keywords:
Microplitis croceipes
Longevity
Nectar
Farmscaping
Habitat manipulation
Parasitoid
Biological control

ABSTRACT

In support of an ongoing study to evaluate potential farmscaping plants for utilization in organic vegetable production systems, we examined the effects of the nectar of three flowering plant species, sweet alyssum (*Lobularia maritima*), buckwheat (*Fagopyrum sagittatum*), and licorice mint (*Agastache foeniculum*), on the lifespan and body nutrient levels of the wasp, *Microplitis croceipes* (Cresson) (Hymenoptera: Braconidae), a key parasitoid of some caterpillar pests of vegetable crops in the USA. The greatest longevity (~16 days) was recorded for honey-fed wasps (positive control). Buckwheat significantly increased the lifespan of female and male wasps by at least two-fold relative to wasps provided water only (longevity = 3–4 days). Licorice mint significantly increased female longevity and numerically increased male longevity. Sweet alyssum slightly increased longevity of both sexes but this was not significantly different from the water only control. Females had a significantly longer longevity than males on all the diet treatments. The greatest carbohydrate nutrient levels (sugar content and glycogen) were recorded in honey-fed wasps followed by wasps fed buckwheat, whereas very little nutrients were detected in wasps provided sweet alyssum, licorice mint or water only. However, female wasps were observed to attempt to feed on all three flowering plant species. Thus, the low nutrient levels detected in wasps provided sweet alyssum or licorice mint may be because the nectars were not accessible or were of poor quality. Further studies will evaluate the effects of the promising farmscaping plants on the beneficial and pest insect communities in the field.

© 2010 Published by Elsevier Inc.

1. Introduction

Farmscaping is an ecological approach to pest management that usually involves planting hedgerows, insectary, or flowering plants to attract and support populations of beneficial organisms (Dufour, 2000). Farmscaping plants are planted to attract and provide resources to beneficial insects that may not otherwise be available in a monoculture crop field. These resources provided to natural enemies can include shelter, reproductive habitat, and alternative or supplemental food sources (Dufour, 2000; Landis et al., 2000; Lee et al., 2006).

The concept of farmscaping is partly based on the knowledge that natural enemies require supplemental food sources to achieve maximum fitness. For example, adult parasitoid wasps of many species are known to require sugar meals for maximum longevity (Heimpel et al., 1997; Olson et al., 2000; Fadamiro and Heimpel, 2001; Wäckers, 2001; Berndt et al., 2002; Hogervorst et al., 2007; Evans et al., 2010). Increased longevity may enhance reproduction

by allowing parasitoids more time for host location and attack (Heimpel and Jervis, 2005; Vollhardt et al., 2010). The positive effect of sugar feeding on longevity and/or fecundity has been demonstrated for many parasitoid species in the laboratory (Heimpel et al., 1997; Olson et al., 2000; Heimpel, 2001; Lee et al., 2004; Fadamiro and Chen, 2005; Fadamiro et al., 2005). Additional studies have demonstrated the ability of parasitoids to feed on nectar sources (Lee et al., 2004; Johanowicz and Mitchell, 2000; Fadamiro and Chen, 2005; Evans et al., 2010). Since nectar sugars consist primarily of sucrose, and its two monosaccharide components, glucose, and fructose (Wäckers, 2001), nectar should be a good food source for parasitoids. Studies have shown that the ability of parasitoids to utilize different nectar sources is dependent on several factors including flower attractiveness, floral morphology, nectar accessibility, and parasitoid mouthpart morphology (Jervis, 1998; Patt et al., 1997; Wäckers, 2004). Therefore, the ability of key species of parasitoids to utilize various nectar sources cannot be assumed and must first be evaluated prior to the recommendation of farmscaping plant species in any particular agroecosystem.

The goal of this study was to evaluate the suitability of some potential farmscaping plants as floral nectar sources for *Microplitis*

* Corresponding author. Fax: +1 334 844 5005.
E-mail address: fadamhy@auburn.edu (H.Y. Fadamiro).

croceipes (Cresson) (Hymenoptera: Braconidae), an important specialist parasitoid of *Helicoverpa zea* (Boddie) (Lepidoptera: Noctuidae) caterpillars and related species in the southern USA (Lewis et al., 1991). *Helicoverpa zea*, also referred to as tomato fruitworm or cotton bollworm, is a major pest of tomatoes in Alabama and other parts of the U.S. (Flanders and Smith, 2008). Adult *M. croceipes* are usually provided with artificial sugar solutions during rearing but little is known about its ability to utilize floral nectar as food in the field. The farmscaping plants tested in this study were sweet alyssum (*Lobularia maritima*), buckwheat (*Fagopyrum sagittatum*), and licorice mint (*Agastache foeniculum*). Buckwheat and sweet alyssum were selected based on previous studies which showed their potential as effective farmscaping plants (Stephens et al., 1999; Johanowicz and Mitchell, 2000; Berndt et al., 2002; Fadamiro and Chen, 2005; Lee and Heimpel, 2008). Licorice mint was selected based on its availability and abundant flowers. We recently undertook a preliminary field study which tested the potential of these plants as farmscaping plants in central Alabama (Nafziger and Fadamiro, in press). The results showed relatively higher numbers of parasitoids on some of the farmscaping plants than neighboring plants, suggesting that they are attractive to parasitoids. However, it was not clear if the parasitoids could successfully obtain nectar from these plants or if the plants could enhance parasitoid lifespan. Specifically, we tested (1) the effects of feeding on these flowering plants on the longevity of *M. croceipes* females and males, and (2) if *M. croceipes* females have the ability to obtain nutrients from the nectar of the farmscaping plants.

2. Materials and methods

2.1. Farmscaping plants

Buckwheat, sweet alyssum, and licorice mint were tested for their suitability as nectar sources for *M. croceipes*. The plants were sown weekly at the Auburn University Plant Science greenhouse on earthworm castings in 4-inch diameter plastic pots at 26 ± 2 °C, $60 \pm 10\%$ RH, and a photoperiod of 16:8 (L:D) h. All plants were grown using standard greenhouse practices and were watered two times a day. Fresh farmscaping plants were maintained throughout the test period by sowing each species weekly.

2.2. Parasitoids

The parent culture of *M. croceipes* was provided by the USDA-ARS, Insect Biology and Population Management Research Laboratory (Tifton, Georgia, USA; contact: Dr. Dawn Olson) and reared on caterpillars of *Heliothis virescens* Fab. (Lepidoptera: Noctuidae), as described by Lewis and Burton (1970). Eggs purchased from Benz-one Research (Carlisle, PA, USA) were used to start laboratory colonies of *H. virescens*, which was reared on a laboratory-prepared pinto bean diet (Shorey and Hale, 1965) at 25 ± 1 °C, $75 \pm 5\%$ RH, and a photoperiod of 14:10 (L:D) h. Newly emerged adult parasitoids were collected daily, sexed and assigned to the different treatments.

2.3. Longevity

The survivorship of adult female and male *M. croceipes* was compared when provided the following five treatments as food: (1) sweet alyssum plant, (2) buckwheat plant, (3) licorice mint plant, (4) honey, and (5) water only. In this and the sugar feeding experiments, honey was used as a positive control (e.g., Johanowicz and Mitchell, 2000), whereas water was the negative control. Newly emerged parasitoids were placed in groups of 6 individuals (3 per sex) in a $30 \times 30 \times 30$ cm screen cage (Bug-

Dorm-1, Megaview Science Education Services Co., Ltd., Taichung, Taiwan) and provided with one of the treatments. All treatments were provided with water. Sweet alyssum was presented as whole small potted plants (2 per cage) while buckwheat and licorice mint were presented as cut flowers with the stems placed in water and replaced every three days. Using freshly cut flowers has been shown to have little differences on the longevity of parasitoid wasps compared to intact plants (Wade and Wratten, 2007). The cages were checked daily for parasitoid survival and dead wasps were removed. The experiment was replicated five times for a total of 15 individuals per sex per treatment. Survivorship data for each sex was analyzed separately by using analysis of variance (ANOVA) followed by the Tukey–Kramer honestly significant difference (HSD) test to determine significant treatments effects ($P < 0.05$, JMP Version 7.01, SAS Institute, 2007). Significant differences between the sexes were determined for each diet treatment using the Student's *t*-test ($P < 0.05$, JMP Version 7.01, SAS Institute, 2007).

2.4. Body nutrient assays

M. croceipes females were put in a screen cage (same type used for the longevity tests) and provided with sweet alyssum, buckwheat, licorice mint, honey, or water only, as described for the longevity experiment. All treatments were provided with water. The wasps were allowed to feed for three days after which they were removed, frozen at -20 °C, and bioassayed to analyze the gut contents. The amount of sugar content, glycogen, and lipids in the individual wasps was estimated using previously described biochemical tests and procedures (van Handel, 1965; Olson et al., 2000; Fadamiro and Heimpel, 2001; Fadamiro and Chen, 2005; Fadamiro et al., 2005). Ten replicates were tested per treatment. Briefly, an individual wasp was crushed in a 1.5 mL microcentrifuge tube containing 50 mL of 2% sodium sulfate solution and placed on ice. The dissolved nutrients were then extracted with 450 mL of chloroform:methanol (1:2), after which the tube was vortexed. The tube was then centrifuged and 200 mL of the resulting supernatant was transferred to a glass tube for the sugar assays. Another 200 mL was transferred to a similar glass tube for the lipid assay. The precipitate was left in the microcentrifuge tube for the glycogen assay. All tubes were heated at 90 °C until approximately 50 mL of solution was left in the sugar tube and all solution was evaporated from the lipid and glycogen tubes.

2.4.1. Fructose

To estimate the amount of fructose, 950 mL anthrone reagent was added to the sugar tube, mixed thoroughly and left to react at room temperature for 1.5 h (cold anthrone reading). After the reaction time elapsed, the solution was poured into a 1.5 mL methacrylate cuvette and the optical density (absorbance) measured at 625 nm using a spectrophotometer. To convert absorbance readings to absolute fructose amounts (mg), standard curves were generated by determining the cold anthrone absorbance (at 625 nm) of different amounts (1–50 mg; three replicates per dose) of pure fructose (Fisher, Fairlawn, New Jersey). A linear regression was the best fit and generated the linear equation: (Fructose (μ g) = $72.917 \times \text{absorbance} - 1.506$). The sugar content in each wasp was estimated by multiplying the fructose amount by 2.5, since only 200 mL of the original 500 mL was used for the fructose (cold anthrone) assay. (Fadamiro and Heimpel, 2001).

2.4.2. Glycogen

One mL of anthrone reagent was added to the microcentrifuge tube containing the precipitate. After centrifugation, the tube was heated at 90 °C for 10 min and then cooled on ice and the absorbance read at 625 nm. Glycogen standard calibration) curves were

generated by determining the absorbance of oyster glycogen (ICN Biomedicals, Aurora, Ohio) at a range of 1–50 μg (three replicates per dose). A linear regression was the best fit and generated the linear equation: (Glycogen (μg) = $78.332 \times \text{absorbance} - 2.149$). The equation was used to convert absorbance readings to absolute glycogen amount (μg). The amount of glycogen estimated above was considered to be representative of the whole wasp because all glycogen in the sample is presumed to precipitate to the bottom of the tube.

2.4.3. Lipids

The amount of lipids in each wasp was determined by adding 40 mL of sulfuric acid to the tube containing the lipid precipitate. The tube was then heated at 90 °C for 2 min, cooled on ice, and 960 mL of a vanillin phosphoric acid reagent was added. The solution in the tube was left to react at room temperature for 30 min, mixed, and the absorbance read at 525 nm. To convert absorbance values to absolute lipid amounts (μg), lipid standard curves were generated by determining the absorbance of pure vegetable oil at a range of 1–50 μg (three replicates per dose). A linear regression was the best fit and generated the linear equation: (Lipids (μg) = $81.010625 \times \text{Lipid (absorbance)} + 1.6917706$). This equation was used to convert absorbance readings to absolute lipid amount. To estimate the total amount of lipids present in each wasp, the lipid amount was multiplied by 2.5 because 200 mL of the original 500 mL was used for the assay (Fadamiro et al., 2005).

3. Results

3.1. Longevity

Diet had a significant effect on the longevity of *M. croceipes* females ($F = 23.088$, $df = 4$, $P < 0.0001$) and males ($F = 35.043$, $df = 4$, $P < 0.0001$) (Fig. 1). Both sexes were observed to attempt to feed on all three flowering plants tested in this study. Female wasps that fed on honey lived significantly longer than wasps that fed on any other treatment. Females that fed on buckwheat and licorice mint lived significantly longer than wasps that fed on sweet alyssum or water only. Female wasps that fed on sweet alyssum lived longer than wasps that fed on water only but the difference was not statistically significant. Similarly, male wasps that fed only on honey lived significantly longer than wasps in any other treatment (Fig. 1). Males that fed on buckwheat lived significantly longer than males that had

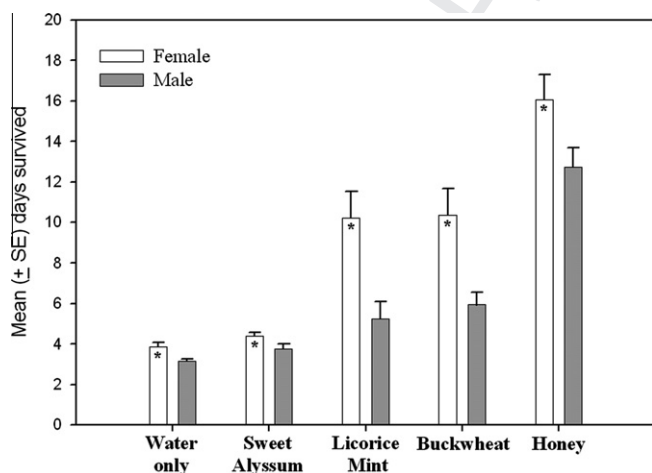


Fig. 1. Longevity (mean days \pm SE) of female (A) and male (B) *M. croceipes* provided different diet treatments. Means for each sex having different letters are significantly different (Tukey–Kramer HSD, $P < 0.05$). *Indicates significant sexual differences in longevity on a given diet treatment (t -test, $P < 0.05$).

only water. Males that fed on licorice mint and sweet alyssum lived longer than males with just water but the differences were not significant. In general, the greatest survivorship was recorded on honey followed by buckwheat and licorice mint.

Comparing the sexes, female wasps lived significantly longer than males in all five treatments: honey ($F = 4.642$, $df = 1$, $P = 0.0403$), licorice mint ($F = 10.993$, $df = 1$, $P = 0.0028$), buckwheat ($F = 7.031$, $df = 1$, $P = 0.0130$), sweet alyssum ($F = 4.258$, $df = 1$, $P = 0.0500$), and water only ($F = 8.802$, $df = 1$, $P = 0.0062$) (Fig. 1).

3.2. Body nutrient assays

The gut sugar and glycogen data were log transformed because they were not normally distributed.

3.2.1. Sugar content

Significant differences were found in the sugar content of female wasps provided the different diet treatments ($F = 6.63$, $df = 4$, $P = 0.003$) (Fig. 2A). Wasps fed on honey had significantly higher sugar content levels than those that fed on licorice mint, sweet alyssum or water only. Wasps that fed on buckwheat had at least three times as much sugar as wasps provided licorice mint, sweet alyssum or water only, but these differences were not statistically significant (Fig. 2A).

3.2.2. Glycogen

Significant differences were recorded in the amounts of glycogen detected in wasps in the different diet treatments ($F = 8.021$,

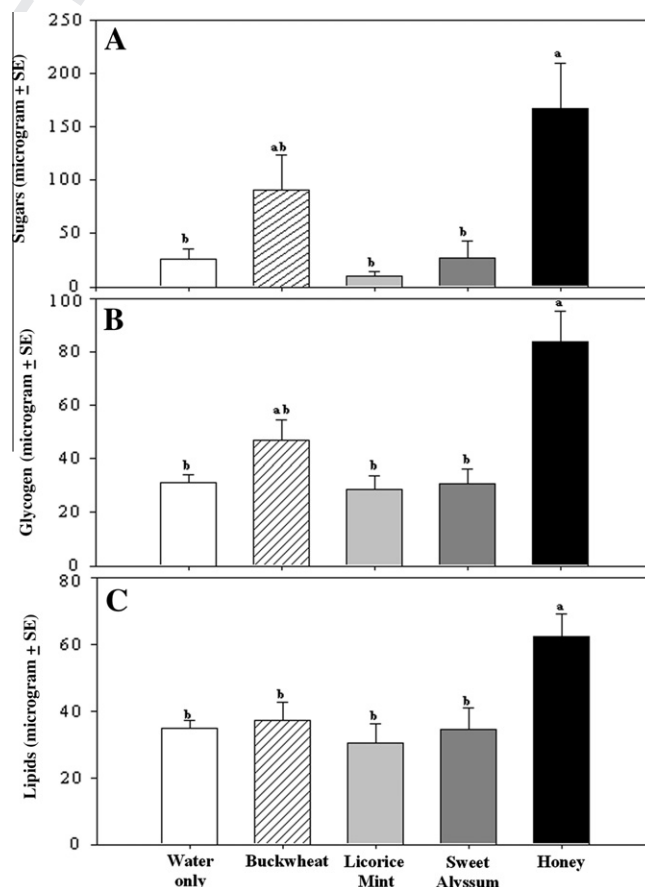


Fig. 2. Mean (μg \pm SE) amounts of sugars (A), glycogen (B) and lipids (C) detected in female *M. croceipes* provided different diet treatments. Means having different letters are significantly different (Tukey–Kramer HSD, $P < 0.05$).

266 $df = 4, P < 0.0001$) (Fig. 2B). Wasps fed on honey had significantly
267 higher glycogen levels than those that fed licorice mint, sweet alyssum,
268 or water only (Fig. 2B).

269 **3.2.3. Lipids**

270 Significant differences were also recorded in the amounts of lipids
271 detected in wasps in the different diet treatments ($F = 5.165,$
272 $df = 4, P = 0.002$) (Fig. 2C). Wasps fed on honey had significantly
273 higher lipid levels than wasps that fed on the remaining treat-
274 ments (Fig. 2C).

275 **4. Discussion**

276 Adult *M. croceipes* were shown in this study as capable of feed-
277 ing on some of the farmscaping plants with increased longevity
278 and slightly higher body nutrient levels. In the longevity experi-
279 ment, both sexes of *M. croceipes* were observed to forage on the
280 farmscaping plants but only buckwheat and licorice mint signifi-
281 cantly enhanced their longevity. Females had a significantly longer
282 lifespan than males on all the diet treatments. This was especially
283 evident in the buckwheat and licorice mint treatments. Similar re-
284 sults showing greater longevity for females than conspecific males
285 have been reported for some other parasitoid species (Olson et al.,
286 2000; Fadamiro and Heimpel, 2001). Higher female longevity may
287 simply be because females have more need for nutrients than
288 males in order to provide energy for host location and oviposition.

289 The results of the body nutrient assays showed significantly high-
290 er carbohydrate nutrient levels in female wasps provided with hon-
291 ey but none of the flowering plants caused a significant increase in
292 body nutrient levels, compared to the water only control. However,
293 wasps provided with buckwheat had numerically much (~3–9
294 times) higher body carbohydrate nutrient levels than wasps pro-
295 vided water only or the other farmscaping treatments. These results
296 together with the significant increase in longevity of buckwheat-fed
297 wasps confirm the ability of *M. croceipes* to utilize buckwheat nectar.
298 Other authors have also reported on the ability of several parasitoid
299 species to utilize buckwheat (Stephens et al., 1998; Nicholls et al.,
300 2000; Lee et al., 2004; Fadamiro and Chen, 2005).

301 Sucrose and its monomer components, glucose and fructose, have
302 been shown to have the greatest effect on the lifespan of parasitoids
303 (Wäckers, 2001; Chen and Fadamiro, 2006; Luo et al., 2010). Nectar
304 sugar contains primarily these same components (Wäckers, 2001),
305 which may explain the increased longevity recorded with buck-
306 wheat nectar in this study. In contrast, very low amounts of sugar
307 content and glycogen were detected in wasps provided licorice mint,
308 despite our results which showed increased longevity with this
309 flowering plant. The reasons for these somewhat inconsistent results
310 are not clear, but it is plausible that the wasps were able to obtain
311 from licorice mint just enough nutrients to enhance their longevity
312 but not enough to remain in their gut or for storage as glycogen.
313 Alternatively, it may be that the wasps were able to obtain from lic-
314 orice mint some non-sugar nutrients, such as pollen or other re-
315 sources, which may enhance their lifespan. Pollen has been
316 reported to be beneficial to some parasitoids species (Jervis et al.,
317 1996). Further studies are necessary to determine the basis for the
318 increased longevity obtained with licorice mint. In general, the re-
319 sults of the longevity and body nutrient tests confirmed the inability
320 of the wasps to utilize sweet alyssum nectar.

321 Our results on the differential utilization of the three farmscaping
322 plant species by *M. croceipes* may be explained by several factors, in
323 particular differences in floral morphology and nectar accessibility.
324 Both factors may affect foraging behavior of parasitoids and their
325 ability to obtain nectar nutrients from flowering plants (Patt et al.,
326 1997). The positive results obtained with buckwheat are not surpris-
327 ing because of its known relatively accessible nectar (Stephens et al.,

1998; Lee et al., 2004; Fadamiro and Chen, 2005). Our observations
showed that *M. croceipes* adults foraged on sweet alyssum, but
apparently were unable to utilize the nectar. This may indicate that
sweet alyssum florets are morphologically incompatible with the
mouthparts of *M. croceipes*, as has been suggested for other insect
and plant interactions (Patt et al., 1997; Jervis, 1998; Fadamiro and
Chen, 2005). The nectar could also be inaccessible due to high viscos-
ity as has been reported for certain other parasitoids (Winkler et al.,
2009). However, it is more likely that sweet alyssum nectar is of in-
ferior quality to *M. croceipes*. Future studies on the nectar composition
of the different farmscaping plants would be helpful in determining
if the negative results recorded with sweet alyssum in this study are
related to inferior nectar quality.

Feeding on buckwheat caused a modest increase in body carbo-
hydrate nutrient levels but did not result in increased lipid levels,
suggesting that adult *M. croceipes* are incapable of converting dietary
sucrose to lipids, as has also been reported for several other parasitoid
species (Olson et al., 2000; Fadamiro and Heimpel, 2001; Giron
and Casas, 2003; Lee et al., 2004; Fadamiro et al. 2005). However,
wasps that fed on honey had significantly higher lipid levels. To test
whether this was due to contamination, we carried out a basic test
for lipids with the honey and found that the honey used in the tests
contained some lipids as a component (Nafziger and Fadamiro, in
press). This indicates that the increased lipid level obtained for hon-
ey-fed wasps was not an indication of the ability of *M. croceipes* to
convert sugars to lipids. In general, the enhancement of longevity
of *M. croceipes* by some most of the diet treatments may suggest a
synovigenic (i.e. emergence with some immature eggs) life history
strategy for this species, which is true for most parasitoid species (El-
lers and Jervis, 2004). Synovigenic species usually need a sugar re-
source to fully develop eggs (Bezemer et al., 2005), while
proovigenic species are typically short-lived and have little need
for sugar feeding in the field (Jervis et al., 2001).

In conclusion, buckwheat and licorice mint were identified in
this study as beneficial to *M. croceipes*, and may also be suitable
to some other parasitoids of tomato pests. Buckwheat is readily
established in the field, requires little maintenance, and flowers
for three to four weeks. Licorice mint is relatively more difficult
to establish in the field but flowers for nearly two months as long
as it is maintained. Sweet alyssum does not grow well in the field
and requires extensive maintenance due to its susceptibility to be
overgrown with weeds. Furthermore, sweet alyssum provided lit-
tle benefit to *M. croceipes* in either nutritional value or longevity,
indicating that it is not a good farmscaping plant for enhancing
parasitoid fitness. Ongoing field studies will further evaluate the
suitability of these flowering plants as farmscaping plants.

374 **5. Uncited reference**

Chen et al. (2005).

376 **Acknowledgements**

The authors thank Jane Hoehaver (Auburn University) for help-
ing with maintenance of greenhouse plants and Esther Ngumbi
(Auburn University) for assistance with parasitoid rearing. Funding
for this study was provided in part by the Alabama Agricultural
Experiment Station and a USDA Organic Transition grant.

382 **References**

Berndt, L.A., Wratten, S.D., Hassan, P.G., 2002. Effects of buckwheat flowers on
leafroller (Lepidoptera: Tortricidae) parasitoids in a New Zealand vineyard.
Agricultural and Forest Entomology 4, 39–45.
Bezemer, T.M., Harvey, J.A., Mills, N.J., 2005. Influence of adult nutrition on the
relationship between body size and reproductive parameters in a parasitoid
wasp. Ecological Entomology 30, 571–580.

- 389 Chen, L., Fadamiro, H.Y., 2006. Comparing the effects of five naturally occurring
390 monosaccharide and oligosaccharide sugars on longevity and carbohydrate
391 nutrient levels of a parasitic phorid fly, *Pseudacteon tricuspis*. *Physiological*
392 *Entomology* 31, 46–56.
- 393 ~~Chen, L., Onagbola, E.O., Fadamiro, H.Y., 2005. Effects of temperature, sugar~~
394 ~~availability, gender, mating, and size on the longevity of phorid fly~~
395 ~~*Pseudacteon tricuspis* (Diptera: Phoridae). *Environmental Entomology* 34, 246–~~
396 ~~255.~~
- 397 Dufour, R., 2000. Farmscaping to enhance biological control. Appropriate
398 Technology Transfer for Rural Areas. [http://attra.ncat.org/attra-pub/PDF/](http://attra.ncat.org/attra-pub/PDF/farmscaping.pdf)
399 [farmscaping.pdf](http://attra.ncat.org/attra-pub/PDF/farmscaping.pdf).
- 400 Ellers, J., Jervis, M.A., 2004. Why are so few parasitoid wasp species pro-ovigenic?
401 *Evolutionary Ecology Research* 6, 993–1002.
- 402 Evans, E.W., Anderson, M.R., Bowling, P.D., 2010. Target sugar provision promotes
403 parasitism of the cereal leaf beetle *Oulema melanopus*. *Agricultural and Forest*
404 *Entomology* 12, 41–47.
- 405 Fadamiro, H.Y., Chen, L., 2005. Utilization of aphid honeydew and floral nectar by
406 *Pseudacteon tricuspis* (Diptera: Phoridae), a parasitoid of imported fire ants,
407 *Solenopsis* spp. (Hymenoptera: Formicidae). *Biological Control* 34, 73–82.
- 408 Fadamiro, H.Y., Heimpel, G.E., 2001. Effects of partial sugar deprivation on lifespan
409 and carbohydrate mobilization in the parasitoid *Macrocentrus grandii*
410 (Hymenoptera: Braconidae). *Annals of the Entomological Society of America*
411 94, 909–916.
- 412 Fadamiro, H.Y., Chen, L., Onagbola, E.O., Graham, L., 2005. Lifespan and patterns of
413 accumulation and mobilization of nutrients in the sugar-fed phorid fly,
414 *Pseudacteon tricuspis*. *Physiological Entomology* 30, 212–224.
- 415 Flanders, K., Smith, R., 2008. Identifying caterpillars in field, forage, and
416 horticultural crops. Alabama Cooperative Extension System. ANR-1121.
- 417 Giron, D., Casas, J., 2003. Lipogenesis in an adult parasitic wasp. *Journal of Insect*
418 *Physiology* 49, 141–147.
- 419 Heimpel, G.E., Jervis, M.A., 2005. An evaluation of the hypothesis that floral nectar
420 improves biological control by parasitoids. In: Wäckers, F., van Rijn, P., Bruin, J.
421 (Eds.), *Plant-Provided Food and Plant-Carnivore Mutualism*. Cambridge
422 University Press, Cambridge.
- 423 Heimpel, G.E., Rosenheim, J.A., Katteri, D., 1997. Adult feeding and lifetime
424 reproductive success in the parasitoid *Aphytis melinus*. *Entomologia*
425 *Experimentalis et Applicata* 83, 305–315.
- 426 Hogervorst, P.A.M., Wäckers, F.L., Romeis, J., 2007. Effects of honeydew sugar
427 composition on the longevity of *Aphidius ervi*. *Entomologia Experimentalis et*
428 *Applicata* 122, 223–232.
- 429 Jervis, M.A., 1998. Functional and evolutionary aspects of mouthpart structure in
430 parasitoid wasps. *Biological Journal of the Linnean Society* 63, 461–493.
- 431 Jervis, M.A., Kidd, N.A.C., Heimpel, G.E., 1996. Parasitoid adult feeding and biological
432 control – a review. *Biocontrol News and Information* 17, 11N–26N.
- 433 Jervis, M.A., Heimpel, G.E., Ferns, P.N., Harvey, J.A., Kidd, N.A.C., 2001. Life-history
434 strategies in parasitoid wasps: A comparative analysis of 'ovigeny'. *Journal of*
435 *Animal Ecology* 70, 442–458.
- 436 JMP® 7.0.1. SAS Institute. 2007. Cary, NC.
- 437 Johanowicz, D.L., Mitchell, E.R., 2000. Effects of sweet alyssum flowers on the
438 longevity of the parasitoid wasps *Cotesia marginiventris* (Hymenoptera:
439 Braconidae) and *Diadegma insulare* (Hymenoptera: Ichneumonidae). *Florida*
440 *Entomologist* 83, 41–47.
- 441 Landis, D.A., Wratten, S.D., Gurr, G.M., 2000. Habitat management to conserve
442 natural enemies of arthropod pests in agriculture. *Annual Review of*
443 *Entomology* 45, 175–201.
- 444 Lee, J.C., Heimpel, G.E., 2008. Floral resources impact longevity and oviposition rate
445 of a parasitoid in the field. *Journal of Animal Ecology* 77, 565–572.
- 446 Lee, J.C., Heimpel, G.E., Leibe, G.L., 2004. Comparing floral nectar and aphid
447 honeydew diets on the longevity and nutrient levels of a parasitoid wasp.
448 *Entomologia Experimentalis et Applicata* 111, 189–199.
- 449 Lee, J.C., Andow, D.A., Heimpel, G.E., 2006. Influence of floral resources on sugar
450 feeding and nutrient dynamics of a parasitoid in the field. *Ecological*
451 *Entomology* 31, 470–480.
- 452 Lewis, W.J., Burton, R.L., 1970. Rearing *Microplitis croceipes* in the laboratory with
453 *Heliothis zea* as host. *Journal of Economic Entomology* 63, 656–658.
- 454 Lewis, W.J., Tumlinson, J.H., Krasnoff, S., 1991. Chemically mediated associative
455 learning: An important function in the foraging behavior of *Microplitis croceipes*
456 (Cresson). *Journal of Chemical Ecology* 17, 1309–1325.
- 457 Luo, S., Li, J., Liu, X., Lu, Z., Pan, W., Zhang, Q., Zhao, Z., 2010. Effects of six sugars on
458 the longevity, fecundity and nutrient reserves on *Microplitis mediator*. *Biological*
459 *Control* 52, 51–57.
- 460 Nicholls, C.I., Parrella, M.P., Altieri, M.A., 2000. Reducing the abundance of
461 leafhoppers and thrips in a northern Californian organic vineyard through
462 maintenance of full season floral diversity with summer cover crops.
463 *Agricultural and Forest Entomology* 2, 107–113.
- 464 Olson, D.M., Fadamiro, H., Lundgren, J.G., Heimpel, G.E., 2000. Effects of sugar
465 feeding on carbohydrate and lipid metabolism in a parasitoid wasp.
466 *Physiological Entomology* 25, 17–26.
- 467 Patt, J.M., Hamilton, G.C., Lashomb, J.H., 1997. Foraging success of parasitoid wasps
468 on flowers: Interplay of insect morphology, floral architecture and searching
469 behavior. *Entomologia Experimentalis et Applicata* 83, 21–30.
- 470 Shorey, H.H., Hale, R.L., 1965. Mass rearing of the larvae of nine noctuid species on a
471 simple artificial medium. *Journal of Economic Entomology* 58, 55–68.
- 472 Stephens, M.J., France, C.M., Wratten, S.D., Frampton, C., 1998. Enhancing biological
473 control of leafrollers (Lepidoptera: Tortricidae) by sowing buckwheat
474 (*Fagopyrum esculentum*) in an orchard. *Biocontrol Science and Technology* 8,
475 547–558.
- 476 van Handel, E., 1965. Microseparation of glycogen, sugars and lipids. *Analytical*
477 *Biochemistry* 11, 266–271.
- 478 Vollhardt, I.M.G., Bianchi, F.J.J.A., Wäckers, F.L., Thies, C., Tschamtkke, T., 2010. Spatial
479 distribution of flower vs. honeydew resources in cereal fields may affect aphid
480 parasitism. *Biological Control* 53, 204–213.
- 481 Wäckers, F.L., 2001. A comparison of nectar and honeydew sugars with respect to
482 their utilization by the hymenopteran parasitoid *Cotesia glomerata*. *Journal of*
483 *Insect Physiology* 47, 1077–1084.
- 484 Wäckers, F.L., 2004. Assessing the suitability of flowering herbs as parasitoid food
485 sources: Flower attractiveness and nectar accessibility. *Biological Control* 29,
486 307–314.
- 487 Wade, M.R., Wratten, S.D., 2007. Excised or intact inflorescences? Methodological
488 effects on parasitoid wasp longevity. *Biological Control* 40, 347–354.
- 489 Winkler, K., Wäckers, F.L., Kaufman, L.V., Larraz, V., van Lenteren, J.C., 2009. Nectar
490 exploitation by herbivores and their parasitoids is a function of flower species
491 and relative humidity. *Biological Control* 50, 299–306.

441
442
443
444
445
446
447
448
449
450
451
452
453
454
455
456
457
458
459
460
461
462
463
464
465
466
467
468
469
470
471
472
473
474
475
476
477
478
479
480
481
482
483
484
485
486
487
488
489
490
491
492